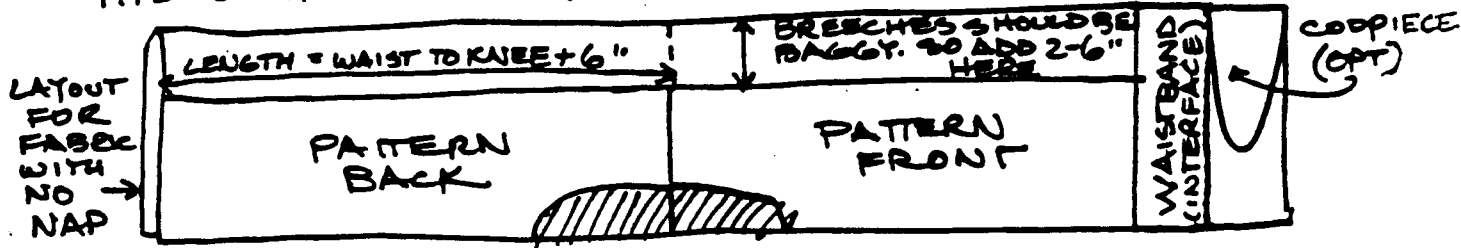


Peasant Breeches

FABRIC: STURDY 'HOMESPUNS', CORDEROY, MONKS CLOTH, ETC. STAY WITH NATURAL FIBERS FOR COMFORT & THE BEST LOOK. YARDAGE: 2X (WAIST TO KNEE + 6") + " FOR WAIST BAND & CODPIECE (OPT.) (FABRIC THAT IS 45" WIDE)

PATTERN: STANDARD MEN'S OR BOY'S PANTS PATTERN IN SIZE NORMALLY TAKEN (FOR CORRECT FIT IN CROTCH).

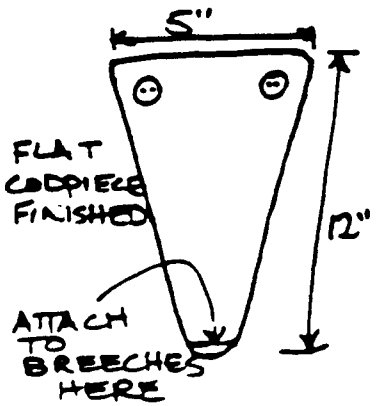
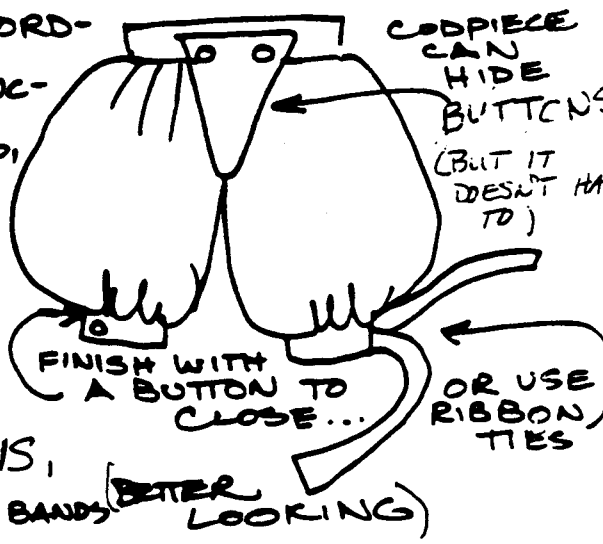
① MEASURE WAIST TO KNEE. ADD 6" APPX (FOR ADULT) & CUT OFF PATTERN ACCORDING TO THIS MEASUREMENT. ADD 2" AT TOP FOR CASING IF YOU ARE MAKING THE SIMPLEST STYLE.



SIMPLEST (ELASTIC WAIST & LEGS)

② SEW SEAMS ACCORDING TO PATTERN INSTRUCTIONS. MAKE CASINGS, INSERT ELASTIC, FIT TO WAIST & LEGS.

③ OR PUT ON WAISTBAND. PUT IN BUTTONS, CODPIECE; KNEE BANDS (BETTER LOOKING)



NOTE: DETAILS MAY BE MIXED ACCORDING TO YOUR TASTE & TIME. EXAMPLE: ELASTIC LEGS WITH WAISTBAND. FRONT CAN LACE UP, ALSO.